














Name: \_\_\_\_\_

Date: \_\_\_\_\_

# COLOR the NEXT DOLLAR UP

Directions: Look at the price of each item and using the next dollar up strategy color in the amount of dollars you would need to pay for it.

Item & Price	Next Dollar Up
 <p><del>\$9.99</del> <b>\$9.99</b></p>	
 <p><del>\$2.31</del> <b>\$2.31</b></p>	
 <p><del>\$1.94</del> <b>\$1.94</b></p>	
 <p><b>\$0.20</b></p>	
 <p><b>\$7.52</b></p>	
 <p><b>\$4.44</b></p>	
 <p><b>\$7.09</b></p>	